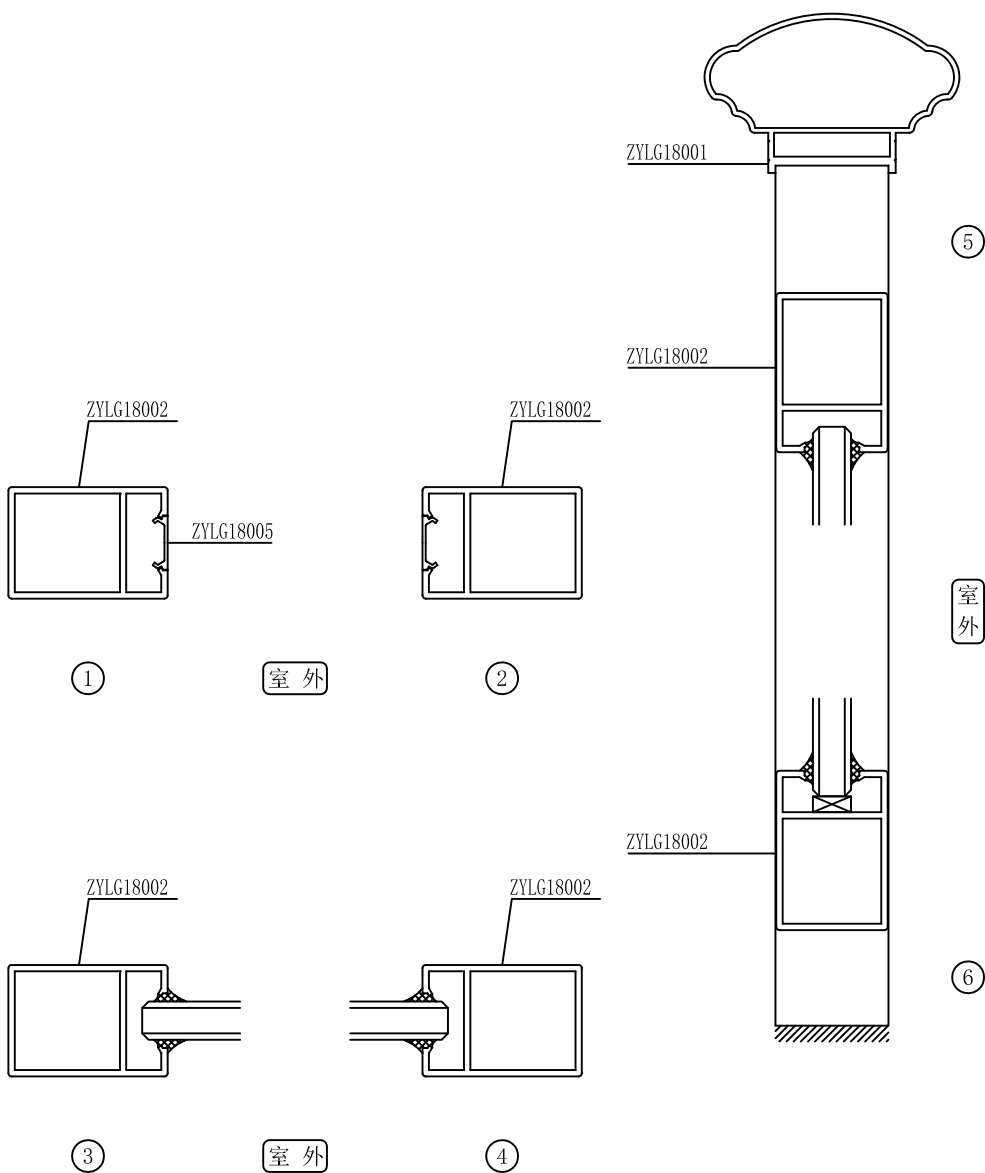
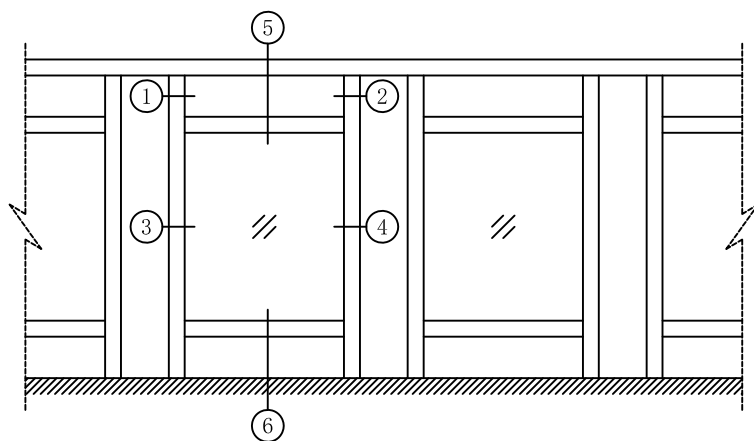
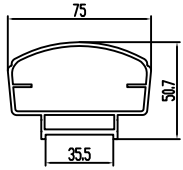
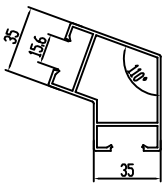
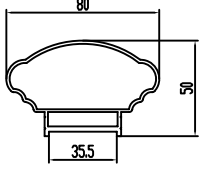

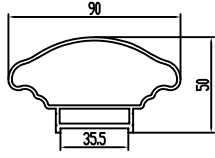
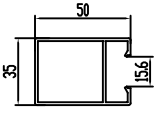
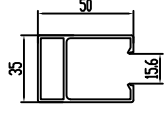
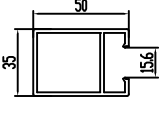
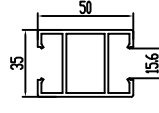
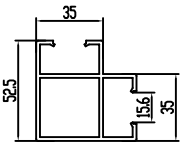


ZYLG180系列栏杆结构



ZYLG180系列栏杆型材目录

型材编号	图 例	型材编号	图 例	型材编号	图 例
名称		名称		名称	
壁厚T(mm)		壁厚T(mm)		壁厚T(mm)	
重量(kg/m)		重量(kg/m)		重量(kg/m)	
ZYLG18009 扶手 T=2.0 1.548 kg/m		ZYLG18008 转角立柱 T=1.7 1.134 kg/m			
ZYLG18001 栏杆扶手 T=1.7 1.250 kg/m		ZYLG18005 盖板 T=1.0 0.073 kg/m			
ZYLG18001A 栏杆扶手 T=1.8 1.411 kg/m					
ZYLG18002A 立柱 T=1.5 0.734 kg/m					
ZYLG18002B 立柱 T=1.5 0.748 kg/m					
ZYLG18002 立柱 T=2.0 0.956 kg/m					
ZYLG18003 立柱 T=2.0 1.037 kg/m					
ZYLG18004 转角立柱 T=2.0 1.253 kg/m					

注：配ZYLG18005盖板

注：配ZYLG18005盖板

注：配ZYLG18005盖板

注：配ZYLG18005盖板

注：配ZYLG18005盖板

注：配ZYLG18005盖板