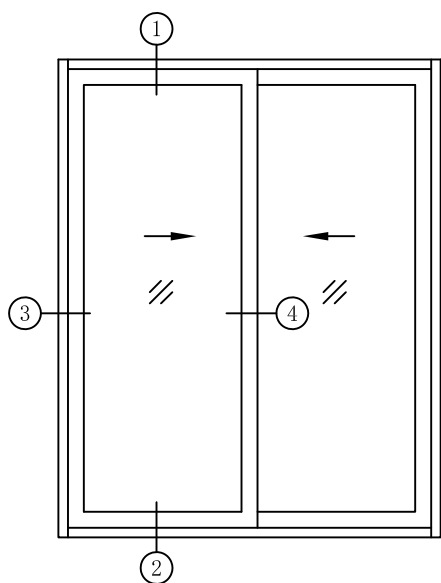
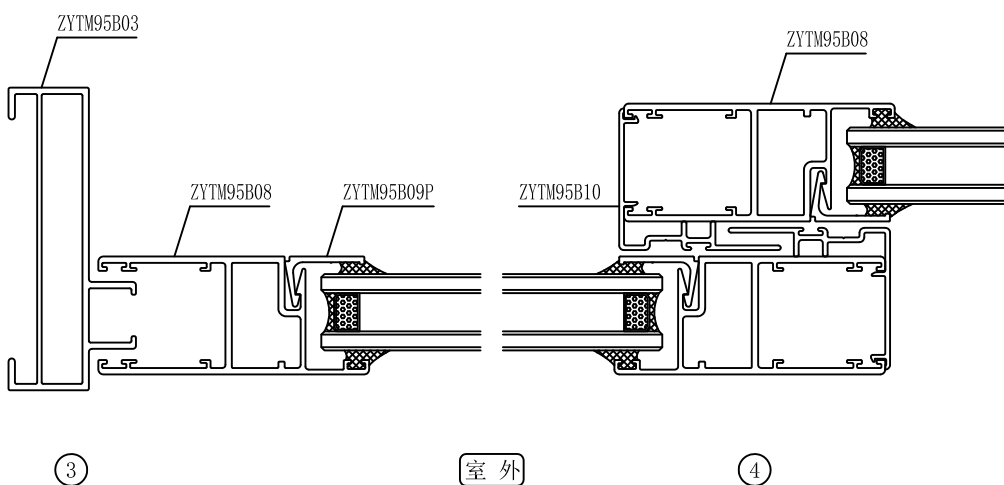
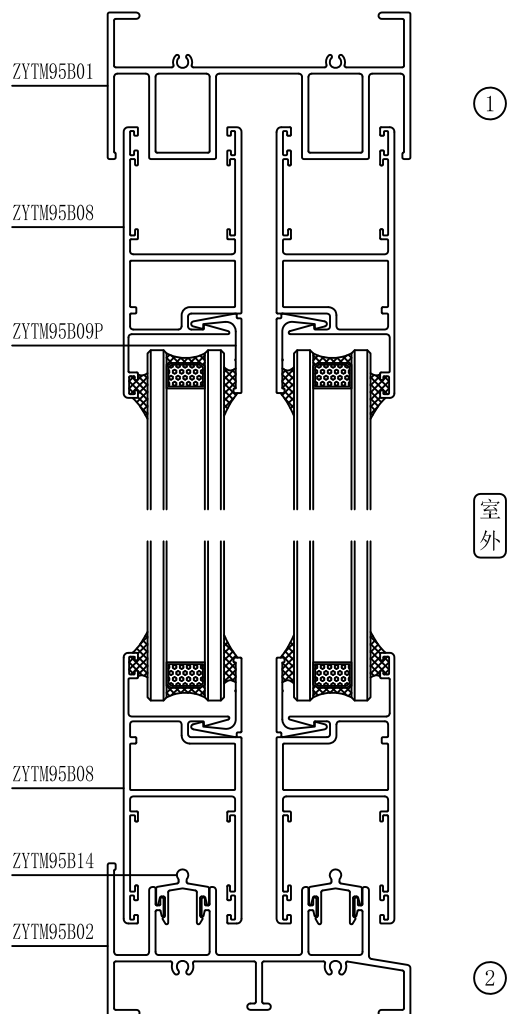


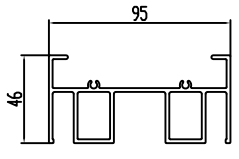
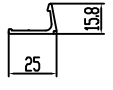
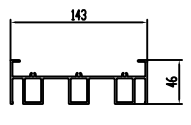
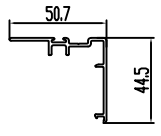
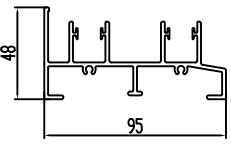
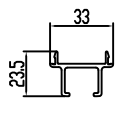
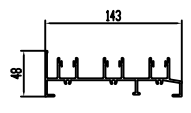
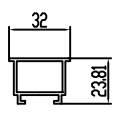
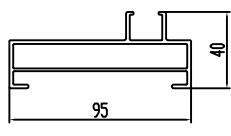
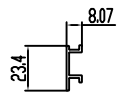
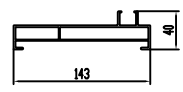

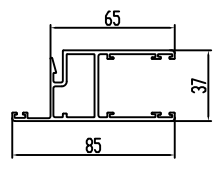

ZYTM95B系列推拉门结构图



标准门: 1.8mX2.2m, 耗材约8.6kg/m²。



ZYTM95B系列推拉门型材目录

型材编号	图 例	型材编号	图 例	型材编号	图 例
名称		名称		名称	
壁厚T(mm)		壁厚T(mm)		壁厚T(mm)	
重量(kg/m)		重量(kg/m)		重量(kg/m)	
ZYTM95B01 上滑 T=2.0 1.908 kg/m		ZYTM95B09P 门压线 T=1.8 0.198 kg/m			
			槽口: 30MM		
ZYTM95B04 三轨上滑 T=2.0 2.580 kg/m		ZYTM95B10 勾企盖 T=1.5 0.485 kg/m			
	比例: 1: 2				
ZYTM95B02 下滑 T=2.0 1.672 kg/m		ZYTM95B11 收口 T=1.7 0.371 kg/m			
ZYTM95B05 三轨下滑 T=2.0 2.244 kg/m		ZYTM95B12 锁座 T=1.5 0.428 kg/m			
	比例: 1: 2				
ZYTM95B03 边企 T=2.0 1.371 kg/m		ZYTM95B13 滑轮垫块 T=1.3 0.152 kg/m			
ZYTM95B06 三轨边企 T=2.0 1.864 kg/m		ZYTM95B14 轨道 T=1.8 0.211 kg/m			
	比例: 1: 2				
ZYTM95B08 门扇 T=2.0 1.309 kg/m					
ZY95110 压线 T=1.5 0.288 kg/m					
	槽口: 13MM				